



BACK TO SCHOOL

IN THE COVID-19 ERA

WEBINAR #1

JULY 10, 2020



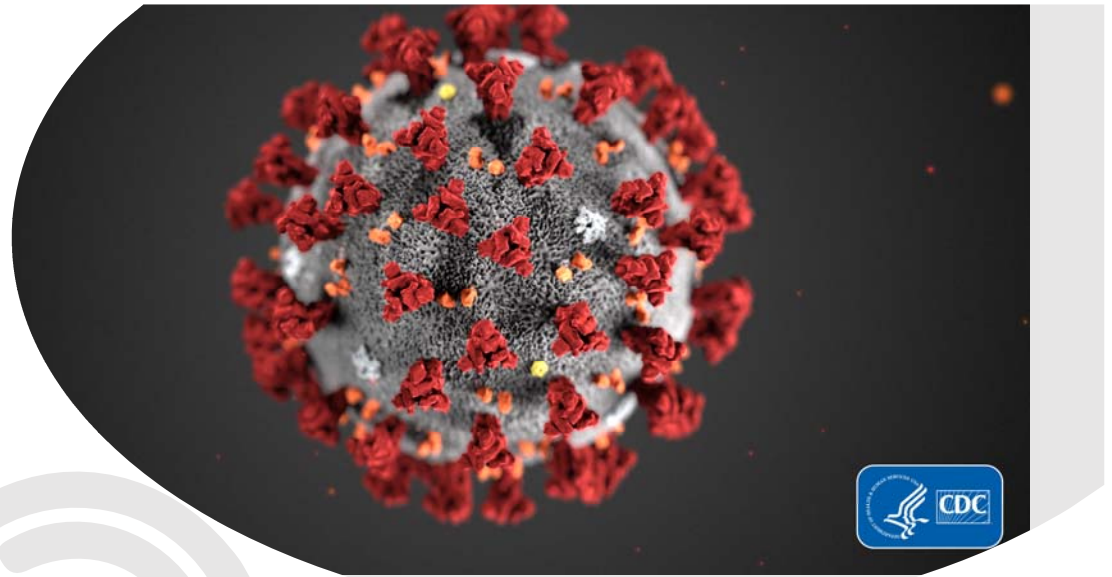
A FULL PLATE FOR SCHOOL ADMINISTRATORS

- Prevent the Spread of COVID-19
- How do you accomplish social distancing in a school?
- Students, staff, and parents need to have CONFIDENCE
- Facilities and custodial staff are going to be at the heart of building CONFIDENCE!



WEBINAR #2 AGENDA

- Re-Open Scenarios
- [CDC Guidance](#)
- Facility Disinfection Plan
- How to Properly Disinfect
- High Touch Disinfecting
- Clean vs Disinfect
- EPA List N



IT'S ABOUT MAKING PEOPLE FEEL SAFE

- Students
- Staff
- Visitors
- Parents



WHAT'S THE RE-OPEN PLAN

1. In Person
2. Hybrid
3. Distance Learning



[CDC School Readiness & Planning Guide](#)

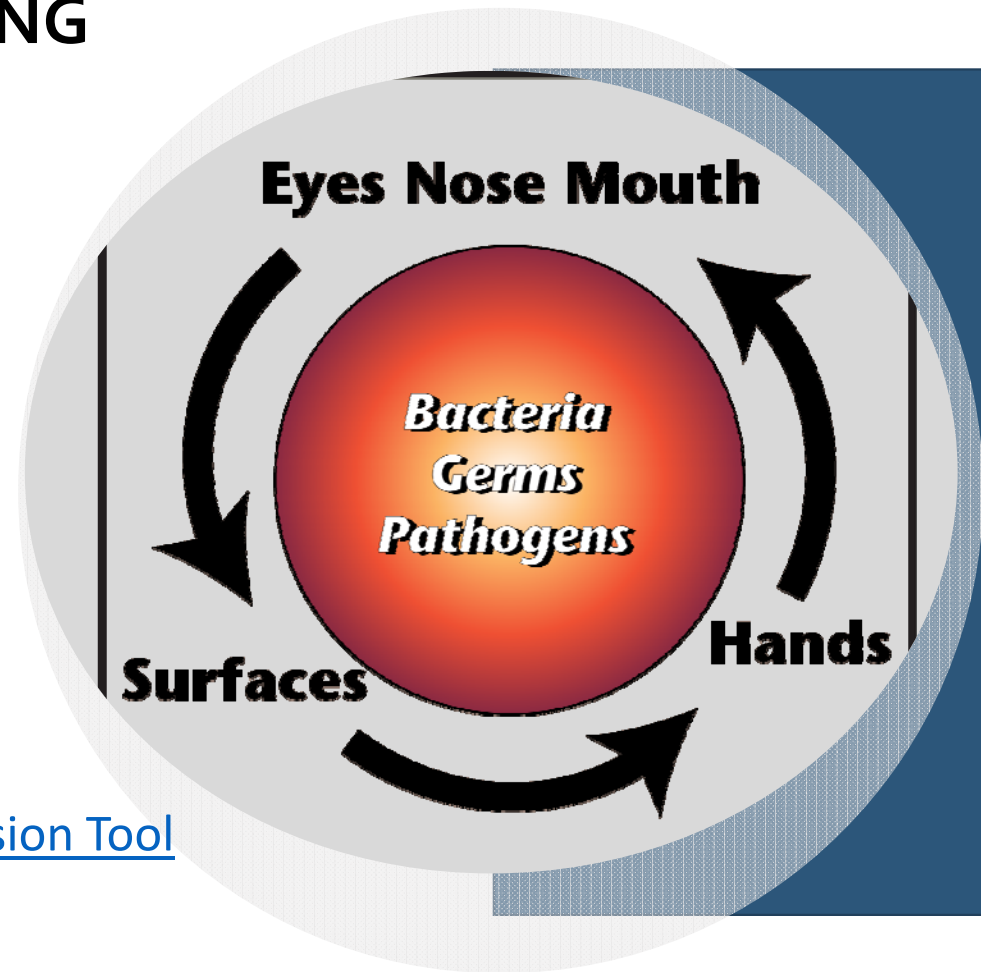
CLEANING AND INFECTION CONTROL ARE A BIG PART OF THE PLAN

- CDC Guidance for Schools
- Surfaces to be cleaned
- Surfaces to be disinfected



CLEANING & DISINFECTING

1. Develop Your Plan
2. Implement
3. Maintain and Revise



[CDC Cleaning and Disinfection Decision Tool](#)

THE ROLE OF FACILITIES MAINTENANCE AND CUSTODIANS

- Should I clean before I disinfect?
- What about contact time?
- How long is a surface protected?
- Can disinfectants be used in a fogger?
- What disinfectants are approved for use against the human corona virus



HOW TO PROPERLY DISINFECT

- Cleaning and Disinfecting are different
- Disinfectants have wet contact time
- Wiping to dryness is cleaning
- Leaving surfaces visibly moist is disinfecting



WHAT'S YOUR PLAN?

Cleaning and Disinfecting is a key part of any school re-opening plan



1. DEVELOP YOUR PLAN

- Select Disinfectants
- What Needs to be Cleaned
- What Needs to be Disinfected
 - Unoccupied spaces for 7+ days
 - do not need to be disinfected before re-opening.



[CDC Cleaning & Disinfecting Plan Guidance](#)

2. IMPLEMENT YOUR PLAN

- Clean visibly dirty surfaces
- Use the appropriate disinfectant
- Follow directions on the label



3. MAINTAIN AND REVISE AS NEEDED

- ☐ Continue and enhance routine cleaning
- ☐ Revise practices specific to the type of business
- ☐ Remove soft surfaces as much as possible
- ☐ Consider removing frequently touched items
- ☐ Maximize Fresh air intake
- ☐ Minimize fans and blowers directed at people.



DISINFECTING

1. What Needs Disinfecting
2. How Often
3. Using the Correct Process



DISINFECTING FLOOR TO CEILING IS NOT NECESSARY

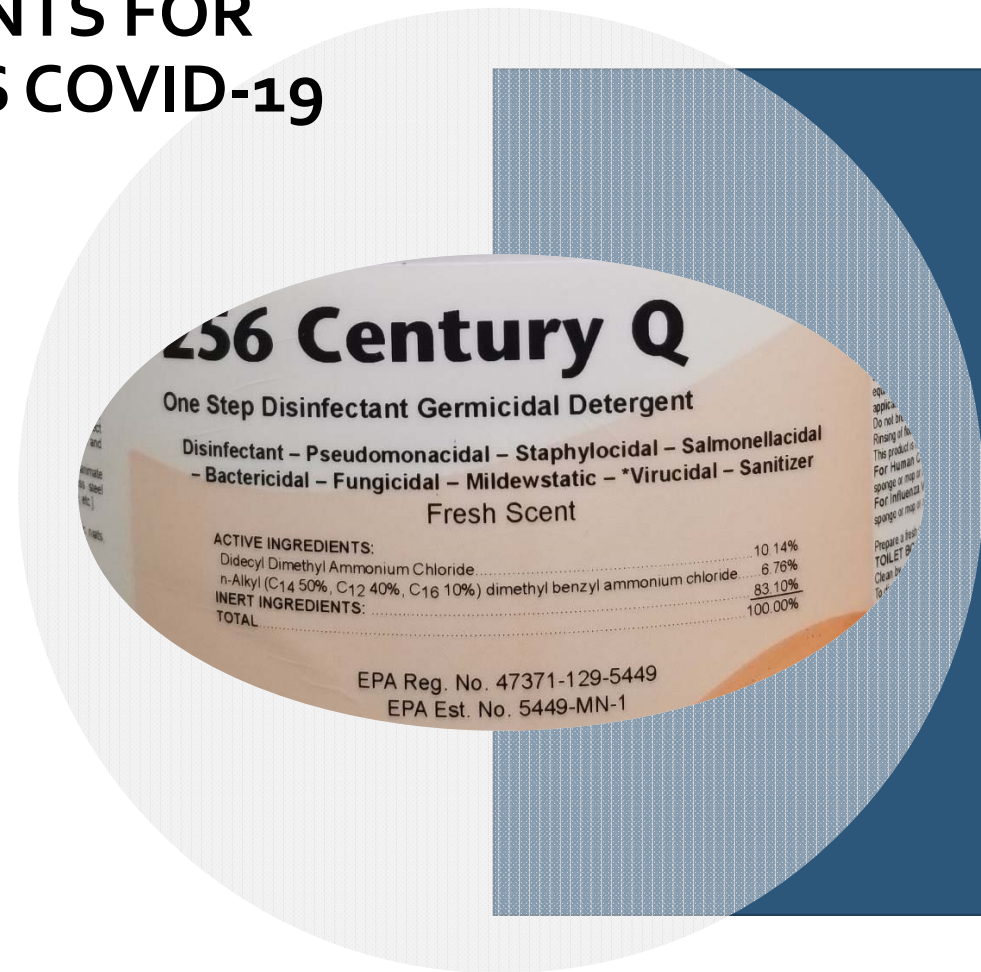
- High Touch Disinfecting
- Make your high touch checklist
- Other surfaces can be cleaned
- Disinfecting Properly

1. High Touch Checklists for Schools
2. Disinfecting Schedule



APPROVED DISINFECTANTS FOR THE VIRUS THAT CAUSES COVID-19

- EPA List N
- 2-Types of Disinfectants Listed
- Emerging Viral Pathogen Claims
- Claims for Human Corona Virus
- Know the EPA registration #



EPA LIST N

DISINFECTANT APPLICATION TERMINOLOGY

- Fogging: Very small droplet size
- Misting: Small droplet size
- Spraying: Medium to Large Droplet Size
 - Trigger Spray: Targeted Spraying
 - Pump Sprayer: Targeted Spraying
 - Electronic Airless Sprayers: Wide Area Spraying
 - Electrostatic Sprayers: Targeted Spraying



E-SPRAY

- Electrostatic Sprayers



Multi-Clean®

Germ Hot Spots



A circular inset image showing a low-angle view of several tall skyscrapers reaching towards a sky with soft, colorful clouds in shades of purple, pink, and orange, suggesting a sunset or sunrise. The buildings are illuminated with warm lights from within.

Multi-Clean®

THANK YOU!
PLEASE VISIT OUR COVID-19
RESOURCES PAGE



TARVIN.M@MULTI-CLEAN.COM



WWW.MULTI-CLEAN.COM